




APEX English

NURSERY Workbook



Name: _____

Class: _____ Section: _____

School: _____



Contents


No.	CHAPTERS	Page No.
1.	Letter S	4
2.	Letter A	6
3.	Letter T	8
4.	Letter P	10
5.	Letter I	12
6.	Letter N	14
7.	Activity	16
8.	Letter M	19
9.	Letter D	21
10.	Letter G	23
11.	Letter O	25
12.	Letter C	27
13.	Letter K	29
14.	Activity	31
15.	Letter E	34
16.	Letter U	36
17.	Letter R	38
18.	Letter H	40
19.	Letter B	42
20.	Letter F	44
21.	Letter L	46
22.	Activity	48
23.	Letter J	51
24.	Letter W	53
25.	Letter V	55
26.	Letter X	57
27.	Letter Y	59
28.	Letter Z	61
29.	Letter Q	63
30.	Activity	65



Teacher's bag

Say & colour the letters


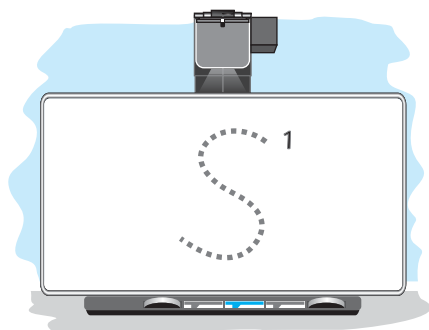
a b c d e f g
h i j k l m n
o p q r s t u
v w x y z



Letter Ss

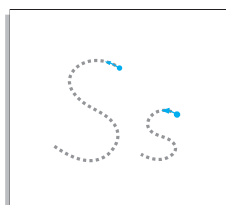


1 ➤ Trace and colour the picture.



/s//s/ snake

2 ➤ Trace & write the letter Ss.



Ss

Ss

Ss

Ss

Ss

Ss

Ss





Ss

Ss

3> Look at the pictures, identify and colour the objects that begin with /s/.

- There is a **snake** on the sand.
- A **snail** has a shell on its back.

- The **sun** is rising in the east.
- There are birds flying in the **sky**.



Ss

Ss

Ss

Ss

Ss

Ss

Ss

Ss


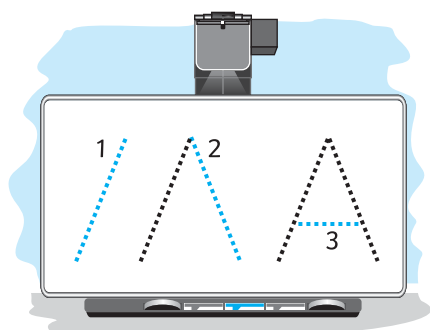
Ss

Ss

Letter Aa

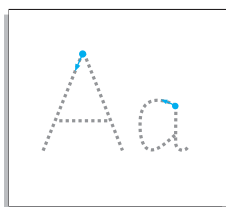


1 ➤ Trace and colour the picture.



/a//a/ ant

2 ➤ Trace & write the letter Aa.



Aa

Aa

Aa

Aa

Aa

Aa

Aa




Aa

Aa

3>> Look at the pictures, identify and colour the objects that begin with /a/.

- The **ants** are going up the log.
- **Alligator** is swimming in the pond.

- Ahmad likes to eat **apricots**.
- Woodcutter has an **axe** in his hand.



Aa

Aa

Aa

Aa

Aa

Aa

Aa

Aa

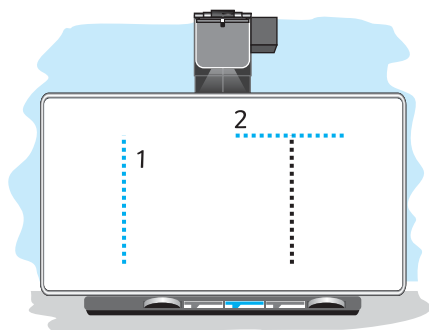
Aa

Aa

Letter Tt



1 Trace and colour the picture.



/t//t/ tea

2 Trace & write the letter Tt.

